



STUDENT SATISFACTION SURVEY (2018-19)

1202

Responses

02:22

Average time to complete

Closed

Status

1. Enter Roll No.

1202

Responses






Latest Responses

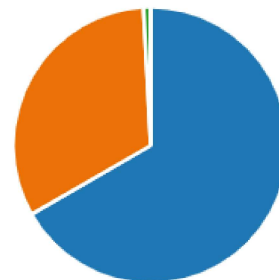
*"15P31A04m9"**"15P31A04m7"**"15P31A04m5"*

4 respondents (0%) answered **18p31a0104** for this question.

18P31A0214**15P35A0102 15P35A0105 15P31A0109****18p31a0117****18p31a0101****18p31a0110****18p31a0118****18p31a0113****18p31a0104****18p31a0111****17p31a0106****18p31a0115****18p31a0122****18p31a0114****15P31A0122****18p31a0120****18P31A0202****15P31A0185****18P31A0201**

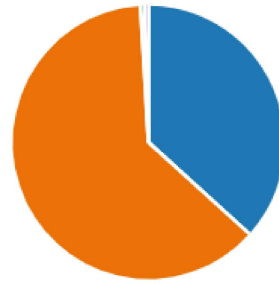
2. How much of the syllabus was covered in the class

 85 to 100%	802
 70 to 84%	390
 55 to 69%	10
 30 to 54%	0
 Below 30%	0



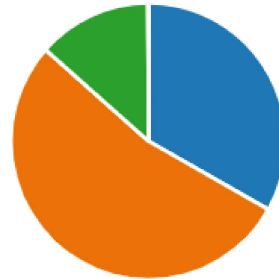
3. How well did the teachers prepare for the classes?

Thoroughly	441
Satisfactorily	750
Poorly	6
Indifferently	0
Won't teach at all	5



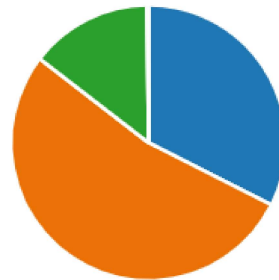
4. How well were the teachers able to communicate?

Always effective	399
Sometimes effective	641
Just satisfactorily	161
Generally ineffective	0
Very poor communication	1



5. The teacher's approach to teaching can best be described as

Excellent	390
Very good	637
Good	173
Fair	0
Poor	2



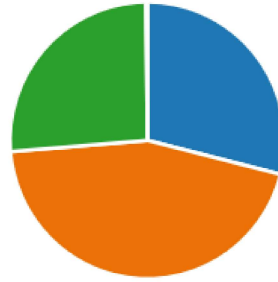
6. Fairness of the internal evaluation process by the teachers.

Always fair	504
Usually fair	637
Sometimes unfair	59
Usually unfair	1
Unfair	1



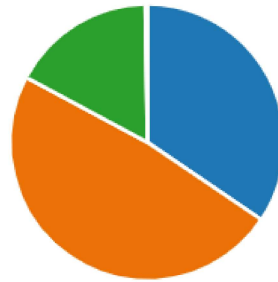
7. Was your performance in assignments discussed with you?

Every time	348
Usually	538
Occasionally/Sometimes	314
Rarely	1
Never	1



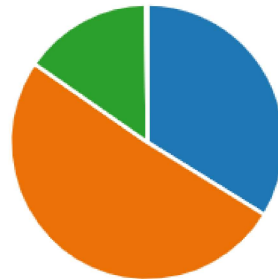
8. The institute takes active interest in promoting internship, student exchange, field visit opportunities for students.

Regularly	414
Often	581
Sometimes	204
Rarely	1
Never	2



9. The teaching and mentoring process in your institution facilitates you in cognitive, social and emotional growth.

Significantly	406
Very well	611
Moderately	183
Marginally	0
Not at all	2



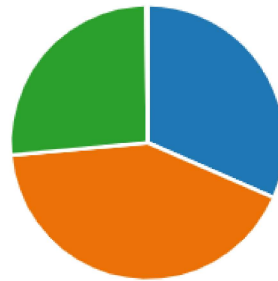
10. The institution provides multiple opportunities to learn and grow.

Strongly agree	490
Agree	684
Neutral	26
Disagree	1
Strongly disagree	1



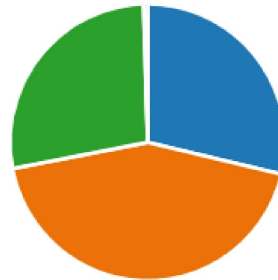
11. Teachers inform you about your expected competencies, course outcomes and programme outcomes.

Every time	379
Usually	505
Occasionally/Sometimes	316
Rarely	1
Never	1



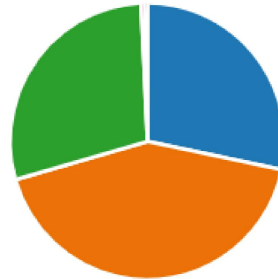
12. Your mentor does a necessary follow-up with an assigned task to you.

Every time	345
Usually	520
Occasionally/Sometimes	331
Rarely	2
I don't have a mentor	4



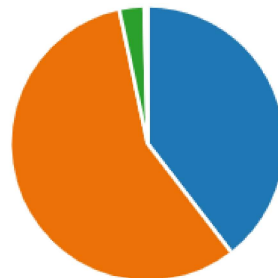
13. The teachers illustrate the concepts through examples and applications.

Every time	340
Usually	508
Occasionally/Sometimes	345
Rarely	5
Never	4



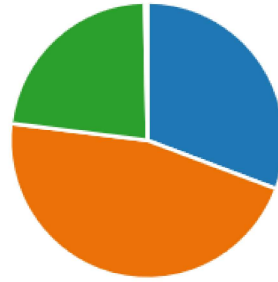
14. The teachers identify your strengths and encourage you with providing right level of challenges.

Fully	475
Reasonably	687
Partially	35
Slightly	3
Unable to	2



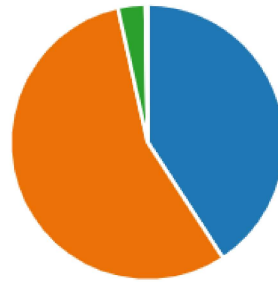
15. Teachers are able to identify your weaknesses and help you to overcome them.

Every time	369
Usually	556
Occasionally/Sometimes	273
Rarely	2
Never	2



16. The institution makes effort to engage students in the monitoring, review and continuous quality improvement of the teaching learning process.

Strongly agree	490
Agree	670
Neutral	39
Disagree	0
Strongly disagree	3



17. The institute/ teachers use student centric methods, such as experiential learning, participative learning and problem solving methodologies for enhancing learning experiences.

To a great extent	419
Moderate	630
Some what	151
Very little	1
Not at all	1



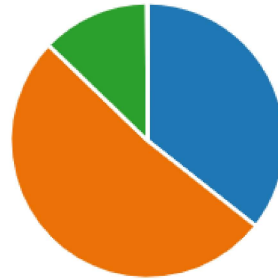
18. Teachers encourage you to participate in extracurricular activities.

Strongly agree	488
Agree	670
Neutral	35
Disagree	0
Strongly disagree	0



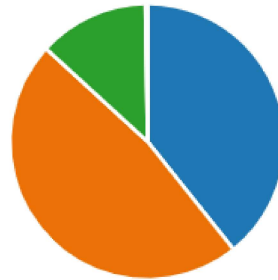
19. Efforts are made by the institute/ teachers to inculcate soft skills, life skills and employability skills to make you ready for the world of work.

To a great extent	428
Moderate	620
Some what	153
Very little	0
Not at all	1



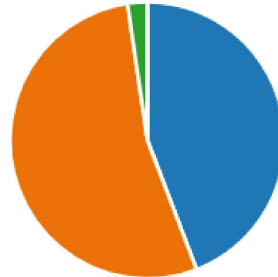
20. What percentage of teachers use ICT tools such as LCD projector, Multimedia, etc. while teaching.

Above 90%	472
70 – 89%	571
50 – 69%	156
30 – 49%	1
Below 29%	2



21. The overall quality of teaching-learning process in your institute is very good.

Strongly agree	531
Agree	643
Neutral	28
Disagree	0
Strongly disagree	0



22. Give three observation / suggestions to improve the overall teaching – learning experience in your institution.

531

Responses

Latest Responses

162 respondents (30%) answered **students** for this question.

A word cloud of responses for question 22. The word 'students' is the largest and most central. Other prominent words include 'doubts and other questions', 'strength of students', 'graphics and colors', 'Live projects', 'interest and desire', 'Feild trips', 'way interaction', 'good', 'Lab education', 'professional courses', 'Field trips', 'doubts', 'Industrial visits', 'emphasis on skill', 'visual media', 'better graphics', 'vocational courses', 'education pattern', and 'shown frequently'.

doubts and other questions **strength of students**
graphics and colors **Live projects** **interest and desire** **Feild trips**
way interaction **good** **Lab education**
professional courses **Field trips** **students** **doubts** **Industrial visits**
emphasis on skill **visual media** **better graphics** **shown frequently**
vocational courses **education pattern**