



STUDENT SATISFACTION SURVEY (2017-18)

1531

Responses

02:08

Average time to complete

Closed

Status

1. Enter Roll No.

1531

Responses

Latest Responses

"20P31A0303"

"20P31A0302"

"15P31A0340"

3 respondents (0%) answered 17P31A0114 for this question.

emphasis on skill strong future basic changes

17P31A0122 14P31A0146 14P31A0136 17P31A0395

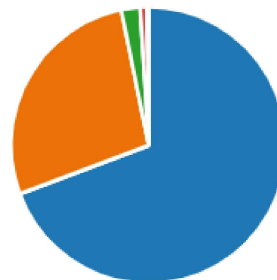
17P31A0111 17P31A0102 17P31A0114 17P31A0101 17P31A0110

17P31A0105 15P31A0166 17P31A0135 17P31A0112

17P31A0106 17P31A0118 17P31A0115 17P31A0113

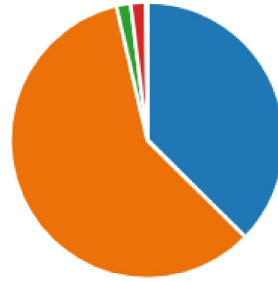
2. How much of the syllabus was covered in the class

| | |
|------------|------|
| 85 to 100% | 1061 |
| 70 to 84% | 421 |
| 55 to 69% | 34 |
| 30 to 54% | 12 |
| Below 30% | 3 |



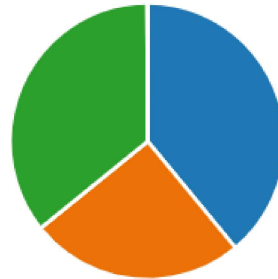
3. How well did the teachers prepare for the classes?

| | |
|--------------------|-----|
| Thoroughly | 572 |
| Satisfactorily | 903 |
| Poorly | 26 |
| Indifferently | 27 |
| Won't teach at all | 3 |



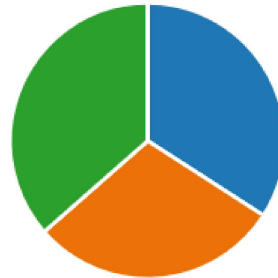
4. How well were the teachers able to communicate?

| | |
|-------------------------|-----|
| Always effective | 597 |
| Sometimes effective | 386 |
| Just satisfactorily | 547 |
| Generally ineffective | 0 |
| Very poor communication | 1 |



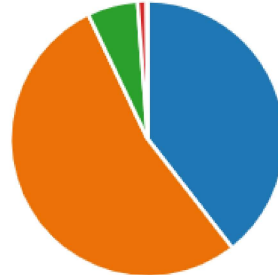
5. The teacher's approach to teaching can best be described as

| | |
|-----------|-----|
| Excellent | 522 |
| Very good | 451 |
| Good | 558 |
| Fair | 0 |
| Poor | 0 |



6. Fairness of the internal evaluation process by the teachers.

| | |
|------------------|-----|
| Always fair | 604 |
| Usually fair | 818 |
| Sometimes unfair | 91 |
| Usually unfair | 16 |
| Unfair | 2 |



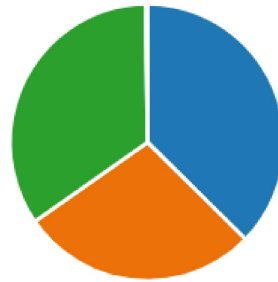
7. Was your performance in assignments discussed with you?

| | |
|------------------------|-----|
| Every time | 526 |
| Usually | 429 |
| Occasionally/Sometimes | 572 |
| Rarely | 3 |
| Never | 1 |



8. The institute takes active interest in promoting internship, student exchange, field visit opportunities for students.

| | |
|-----------|-----|
| Regularly | 572 |
| Often | 428 |
| Sometimes | 528 |
| Rarely | 1 |
| Never | 2 |



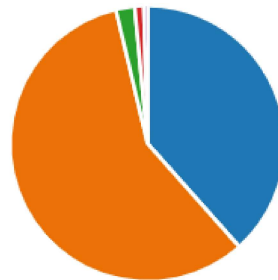
9. The teaching and mentoring process in your institution facilitates you in cognitive, social and emotional growth.

| | |
|---------------|-----|
| Significantly | 564 |
| Very well | 450 |
| Moderately | 516 |
| Marginally | 1 |
| Not at all | 0 |



10. The institution provides multiple opportunities to learn and grow.

| | |
|-------------------|-----|
| Strongly agree | 588 |
| Agree | 886 |
| Neutral | 34 |
| Disagree | 16 |
| Strongly disagree | 7 |



11. Teachers inform you about your expected competencies, course outcomes and programme outcomes.

| | |
|------------------------|-----|
| Every time | 545 |
| Usually | 441 |
| Occasionally/Sometimes | 543 |
| Rarely | 1 |
| Never | 1 |



12. Your mentor does a necessary follow-up with an assigned task to you.

| | |
|------------------------|-----|
| Every time | 528 |
| Usually | 431 |
| Occasionally/Sometimes | 570 |
| Rarely | 2 |
| I don't have a mentor | 0 |



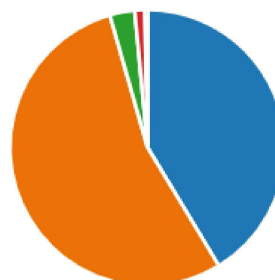
13. The teachers illustrate the concepts through examples and applications.

| | |
|------------------------|-----|
| Every time | 526 |
| Usually | 420 |
| Occasionally/Sometimes | 581 |
| Rarely | 2 |
| Never | 2 |



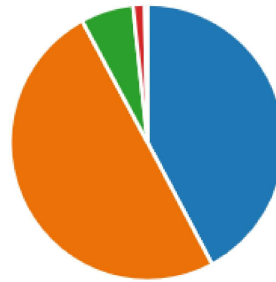
14. The teachers identify your strengths and encourage you with providing right level of challenges.

| | |
|------------|-----|
| Fully | 633 |
| Reasonably | 830 |
| Partially | 45 |
| Slightly | 18 |
| Unable to | 5 |



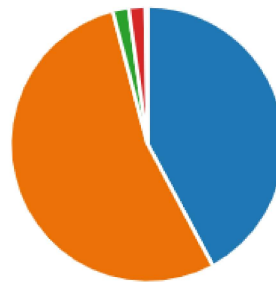
15. Teachers are able to identify your weaknesses and help you to overcome them.

| | |
|------------------------|-----|
| Every time | 646 |
| Usually | 764 |
| Occasionally/Sometimes | 95 |
| Rarely | 21 |
| Never | 5 |



16. The institution makes effort to engage students in the monitoring, review and continuous quality improvement of the teaching learning process.

| | |
|-------------------|-----|
| Strongly agree | 645 |
| Agree | 823 |
| Neutral | 29 |
| Disagree | 30 |
| Strongly disagree | 4 |



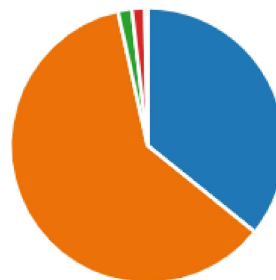
17. The institute/ teachers use student centric methods, such as experiential learning, participative learning and problem solving methodologies for enhancing learning experiences.

| | |
|-------------------|-----|
| To a great extent | 548 |
| Moderate | 477 |
| Some what | 505 |
| Very little | 0 |
| Not at all | 1 |



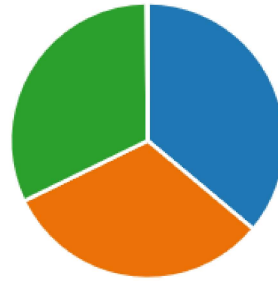
18. Teachers encourage you to participate in extracurricular activities.

| | |
|-------------------|-----|
| Strongly agree | 544 |
| Agree | 924 |
| Neutral | 25 |
| Disagree | 23 |
| Strongly disagree | 5 |



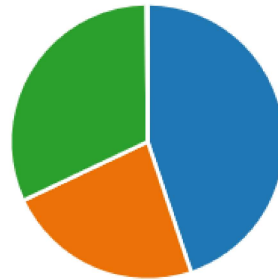
19. Efforts are made by the institute/ teachers to inculcate soft skills, life skills and employability skills to make you ready for the world of work.

| | |
|-------------------|-----|
| To a great extent | 552 |
| Moderate | 486 |
| Some what | 491 |
| Very little | 2 |
| Not at all | 0 |



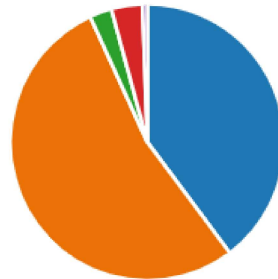
20. What percentage of teachers use ICT tools such as LCD projector, Multimedia, etc. while teaching.

| | |
|-----------|-----|
| Above 90% | 687 |
| 70 – 89% | 354 |
| 50 – 69% | 488 |
| 30 – 49% | 1 |
| Below 29% | 1 |



21. The overall quality of teaching-learning process in your institute is very good.

| | |
|-------------------|-----|
| Strongly agree | 609 |
| Agree | 817 |
| Neutral | 40 |
| Disagree | 56 |
| Strongly disagree | 9 |



22. Give three observation / suggestions to improve the overall teaching – learning experience in your institution.

551

Responses

Latest Responses

142 respondents (25%) answered **students** for this question.

projects should be encouraged skills in the students strength of students
graphics and colors visual media interest and desire doubts and other questions
way interaction **students** doubts Field trips
Student protection Live projects better graphics trips should be encouraged
Industrial visits project videos shown frequently Field trips Field should be encouraged